

Index

Numerics

64-bit operating systems 339–341

A

Access database 294

access requests 325, 328

Access Services templates, for Microsoft SharePoint Server 75–79

Assets Web Database template 75–76

Charitable Contributions Web Database template 76

Contacts Web Database template 76–78

Issues Web Database template 78

Projects Web Database template 78–79

Access Services, Microsoft. *See* Microsoft Access Services

access, anonymous 160–162

See also permissions

accessibility 20

actions, adding to approval workflow 219–223

activities, configuring 334

Add New Tab button 324

Add Rules link 314

Advanced Search box 315

All Site Content page 12

American Guest Attendance 144, 148, 162

announcements list 42, 319–320

anonymous access 133, 160–162

anonymous user 160, 171

application sites 194–230

certification status 195–197

situations 195–196

solutions 196–197

Microsoft SharePoint Designer with SharePoint Foundation 198–218

approval process with default workflows 210–211

custom list 199–204

foundation site 198

item-level permissions 212–213

survey 213–218

XSLT LVWP 205–210

Microsoft SharePoint Server 219–229

adding actions to approval workflow 219–223

tracking certification goals with status indicators 223–229

approval processes, with default workflows 210–211

approval workflows, adding actions to 219–223

ASPHostPortal 134

Asset Library template 40–41

Assets Web Database template 75–76

attachments, disabling 94–95, 239

Audience Targeting 22

B

Basic Meeting Site templates 57

Basic Search Center template 67, 313

BCS 20, 24
 Blank Meeting Workspaces 58
 Blank Site template 342, 348, 352
 blank sites, new 353
 blog site templates 55–56, 158
 blogs 20, 153–159
 Body column 320
 bookmarks 23
 branding 87–93

- image libraries 88–90
- Quick Launch bar for navigation 92–93
- site icons 91–92
- site themes 87–88

 browsers, modifying toolbar 273–274
 Business Connectivity Services 20, 24
 Business Data Web Part 25
 business intelligence 172–193

- Business Intelligence Center 175–176, 179–191
- data source 176–178

 Business Intelligence Center template 70
 Business Intelligence Centers 175–176, 179–191

- dashboards 184–191
- Excel Web Access 179–180
- KPI in status list 180–184

C

calendars 44–45, 139–140
 certification status, tracking goals with

- status indicators 223–229

 Charitable Contributions Web Database template 76
 Chart web part 25
 Clients table 298, 302
 clients, custom list as data store 284–289
 collaborative site templates 52–56

- blank 53
- blog 55–56
- document workspace 53–55
- group work 56
- team 52–53

 colleagues, adding to My Site

- functionality 331–332

columns

- customizing 95–96, 240–241
- lookup 103–105

 communities 18
 compliance 23
 composites 18
 computers, requirements for 339–341
 Contacts list 43, 93–96

- customizing columns 95–96
- disabling attachments 94–95

 Content Editor web part 151–152, 349
 content management 116–130

- business proposal resources 117–118
- priorities 117
- situations 117
- for My Site functionality 335
- Microsoft SharePoint Foundation
 - features 118–125
- Microsoft SharePoint Server
 - features 125–129

 Content Organizer 23
 content query fields 322
 Content Query web part 309, 318, 322, 337
 Content Rollup web part 321
 Content tab 353
 content types, associating metadata with 119–125, 285
 controls, for user input in feedback forms 245–246
 Cross-Browser 20
 cross-site configurations 318–325

- Content Query web part 318–322
- RSS 322–323
- Site Aggregator tool 324–325

 custom lists, as data store 199–204, 284–289
 customizations 21

D

dashboards 184–191
 data connections 258–262
 data sources 176–178, 247–253
 data stores

- custom lists as 284–289
- of current projects 199–204, 238–241

Decision Meeting Workspaces 58
discussion boards 20, 46–47, 141–143
Display Groups option 315
display options, modifying 105–108
Document Center template 71–72
document collaboration sites 83–115
 business proposal resources 84–86
 priorities 85
 situations 84–85
Microsoft SharePoint Foundation
 features 86–112
 branding 87–93
 Contacts list 93–96
 Document libraries 96–100
 linked web parts 103–112
 Proposal Reviews home page
 100–102
Document libraries 96–100
 customizing metadata 97–99
Document Library template 34–37
Document Sets 23
document workspace templates 53–55
Documents tab 151
drop-down list 291, 296, 298

E
Edit button 155
editions 16
embedded video 149–153, 168–170
Enterprise Search Center template 68–69,
313
Enterprise templates, for Microsoft
SharePoint Server 69–75
 Business Intelligence Center
 template 70
 Document Center template 71–72
 FAST Search Center template 74
 PowerPoint Broadcast Center
 template 75
 Records Center template 72–74
Enterprise Wiki template 62–63
environments, for testing.
 See test environments
Excel Services 25
Excel Web Access 179–180
External Data Web Part 26

F
FAST Search Center template 74,
312–313
features, new for SharePoint 2010 7–9
Fields column 291–292
Filter framework 25
forms 242–257, 270–276
 accessing forms without InfoPath
 tool 270–274
 accessing without InfoPath tool
 270–274
 configuring submissions 262–264
 controls for user input 245–246
 data source 247–253
 designing 243–244
 displaying form with Page Viewer web
 part 274–276
 displaying with Form library
 views 268–270
 displaying with Page Viewer web
 part 274–276
Forms library to manage 241
 tying together with reports with
 navigation web forms 304–306
 views for 253–257
 web, entering data using 299–301
Forms library
 to manage feedback forms 241
 views for, displaying forms with
 268–270

G
group work site templates 56

H
Hello World exercises 10–14
 All Site Content page 12
 Site Actions menu 11
 site permissions page 12–14

I
icons 91–92
IIS mapping 344
image libraries 88–90
InfoPath Forms Services 25

- InfoPath tool 231–278
 - Forms Services with Microsoft SharePoint Server 270–276
 - accessing forms without InfoPath tool 270–274
 - displaying form with Page Viewer web part 274–276
 - with Microsoft SharePoint Foundation 237–270
 - custom list as data store 238–241
 - displaying forms with Form library views 268–270
 - publishing 267–268
 - site 237–238
 - workflow 258–267
 - information architectures 325–326
 - information management policies 126–129
 - insights 18
 - interests, setting for My Site
 - functionality 333–334
 - Internet, setting up sites for 134–135
 - Issues Web Database template 78
 - item-level permissions 164–166, 212–213
- K**
- KPIs (Key Performance Indicators), in status list 180–184
- L**
- libraries
 - Document 96–100
 - customizing metadata 97–99
 - Management view 99
 - image 88–90
 - library templates 33–41
 - Asset Library template 40–41
 - Document Library template 34–37
 - Picture Library template 38–39
 - linked tables 289–290
 - Links list 43–44
 - list templates 33–34
 - Announcements list 42
 - Calendar list 44–45
 - Contacts list 43
 - Discussion Board list 46–47
 - Links list 43–44
 - Survey list 47–49
 - Tasks list 45–46
 - list-level permissions 162–164
 - lists, custom 199–204, 238–241
 - local tables, for managing data 295–299
 - Lookup & Relationship option 298
 - lookup columns 103–105
- M**
- Manage Access Request option 328
 - Managed Metadata Service 23
 - Management view 99
 - Media web part 168–170
 - meeting site templates 57–61
 - Basic 57
 - meeting workspaces
 - Blank 58
 - Decision 58
 - Multipage 60–61
 - Social 59–60
 - metadata
 - associating with content types 119–125
 - customizing 97–99
 - Metadata Driven Navigation 23
 - Microsoft Access Services 279–308
 - with Microsoft SharePoint Foundation 283–294
 - client queries for integrating data in different tables 290–292
 - client reports for displaying data 292–294
 - linked tables for pulling data into Microsoft Access Services 289–290
 - with Microsoft SharePoint Server 295–307
 - local tables for managing data in Microsoft Access Services 295–299
 - publishing data to with Microsoft Access Services 306–307
 - web forms 299–301, 304–306
 - web queries 301–302
 - Microsoft Certified Technology Specialist. *See* MCTS 205

- Microsoft Office SharePoint Server 16
- Microsoft Office, configuring site
 - with 344–347
- Microsoft SharePoint 2010,
 - installing 341–344
- Microsoft SharePoint Designer 198–218
 - approval process with default workflows 210–211
 - item-level permissions 212–213
 - XSLT LVWP 205–210
- Microsoft SharePoint Foundation 50–51
 - collaborative site templates 52–56
 - blank 53
 - blog 55–56
 - document workspace 53–55
 - group work 56
 - team 52–53
 - features of 86–112, 118–125
 - associating metadata with content types 119–125
 - branding 87–93
 - Contacts list 93–96
 - Document libraries 96–100
- InfoPath tool with 237–270
 - custom list as data store 238–241
 - displaying forms with Form library views 268–270
 - publishing 267–268
 - site 237–238
 - workflow 258–267
- meeting site templates 57–61
 - Basic 57
 - meeting workspaces 58–61
- Microsoft Access Services with 283–294
 - client queries for integrating data in different tables 290–292
 - client reports for displaying data 292–294
 - custom list as data store to manage clients 284–289
 - linked tables for pulling data into 289–290
- Microsoft SharePoint Designer
 - with 198–218
 - approval process with default workflows 210–211
 - custom list as data store of current projects 199–204
 - item-level permissions 212–213
 - XSLT LVWP 205–210
- Microsoft SharePoint Server 168–170, 219–229
 - Access Services templates for 75–79
 - Assets Web Database 75–76
 - Charitable Contributions Web Database 76
 - Contacts Web Database 76–78
 - Issues Web Database 78
 - Projects Web Database 78–79
 - adding actions to approval workflow 219–223
 - embedded video with Media web part 168–170
 - Enterprise templates for 69–75
 - Business Intelligence Center 70
 - Document Center 71–72
 - FAST Search Center 74
 - PowerPoint Broadcast Center 75
 - Records Center 72–74
 - features of 113–114, 125–129
 - information management policy 126–129
 - publishing sites 113–114
- Forms Services with 270–276
 - accessing forms without InfoPath tool 270–274
 - displaying form with Page Viewer web part 274–276
- Microsoft Access Services with 295–307
 - local tables for managing data 295–299
 - publishing data to Microsoft SharePoint Server with 306–307
 - web forms 299–301, 304–306
 - web queries 301–302
- Standard templates for 61–69
 - Basic Search Center 67
 - Enterprise Search Center 68–69

- Microsoft SharePoint Server, Standard
 - templates for (*continued*)
 - Enterprise Wiki 62–63
 - My Site Host 63
 - Personalization Site 64
 - Publishing Portal, Site 65–66
 - Visio Process Repository 66–67
 - Mobile 20
 - More Options button 351, 353
 - MOSS 16
 - Multipage Meeting Workspaces 60–61
 - Multi-stage Disposition 23
 - My Content area 335
 - My Site functionality 331–336
 - adding colleagues to 331–332
 - managing content 335
 - newsfeeds 334–335
 - public profile page 335–336
 - setting interests 333–334
 - My Site Host template 63
 - My Sites 22
 - MyContent 22
 - MyNewsfeed 22
- N**
- Navigation Inheritance option 351
 - Navigation options, for new sites 350
 - navigation web forms, tying reports
 - together with 304–306
 - navigation, Quick Launch bar for 92–93
 - New Display Group option 315
 - New SharePoint Site creation page 348
 - newsfeeds, for My Site functionality
 - 334–335
 - NoteBoard 22
- O**
- Office Integration 20
 - Office Web Applications 20
 - operating systems, 64-bit 339–341
 - Organization Browser 22
- P**
- page options, customizing for form
 - behavior 264–267
 - Page tab 143, 148
 - Page Viewer web part, displaying forms
 - with 274–276
 - Performance Point Services 25
 - permission levels 329–330, 337
 - permissions
 - custom 329–330
 - for sites 160–168
 - anonymous access 160–162
 - item-level 164–166
 - list-level 162–164
 - subsite 166–168
 - item-level 212–213
 - site permissions page 12–14
 - Permissions options, for new sites
 - 349–350
 - Personalization Site template 64
 - Picture Library template 38–39
 - portals 27
 - PowerPoint Broadcast Center
 - template 75
 - presence 20
 - previews 311
 - product terminology 16
 - Projects Web Database template 78–79
 - projects, custom list as data store of
 - current 199–204, 238–241
 - customizing columns 240–241
 - disabling attachments 239
 - public profile pages, for My Site
 - functionality 335–336
 - publishing 131–171, 267–268
 - Microsoft SharePoint Server 168–170
 - sites
 - blogs 153–159
 - configuring 135–153
 - permissions for 160–168
 - setting up for Internet 134–135
 - to Microsoft SharePoint Server
 - 306–307
 - Publishing Portal template 65–66
 - Publishing Site option 348, 353
 - Publishing Site template 65–66, 342
 - Publishing Site with Workflow
 - template 65–66

Q

- queries
 - client 290–292
 - web 301–302
- Query Hardware Reservations 293
- Query Wizard 291
- Quick Launch bar, for navigation 92–93
- Quick Launch navigation 350

R

- ratings 23
- Really Simple Syndication. *See* RSS 322
- Records Center template 72–74
- reports
 - client, for displaying data 292–294
 - tying together with forms 304–306
 - web 303–304
- ribbon 20
- Rich media 23
- RSS (Really Simple Syndication) 322–323

S

- Sandboxed Solution 21
- Scope Display Group 316
- Search 18
 - Best Bets 24
 - Business Intelligence Indexing 26
 - Contextual 26
 - Did You Mean 24
 - Federated 24
 - Phonetic 24
 - ranking profile 26
 - Refinement Panel 24
 - Scope 24
 - Thumbnails 26
 - Visual best bet 26
- Search Box web part 316–317
- Search Centers 312–313
- Search Dropdown check box 314
- search feature 310–318
 - for web parts 313–318
 - Search Center 312–313
- Search Results Page 314
- search scopes 310
- Shared content type 23
- Shared Documents library 150–151, 162
- SharePoint Foundation 16–17
- SharePoint groups 329
- SharePoint Portal Server 2003 16
- SharePoint Server 16
- SharePoint Workspace 20
- Show All Tables option 299
- ShowMemberships property 324
- Silverlight interface 351
- Site Actions menu 11, 348
- Site Aggregator 309, 318, 324–325, 337
- Site Collection Administrator 29
- Site Collection Web Analytics Reports
 - option 327
- site collections, administrator capabilities
 - for 325–330
 - custom permissions 329–330
 - information architecture 325–326
 - managing access requests 328
 - Web Analytics reports 326–327
- site icons 91–92
- Site Members 29
- Site Owners 29
- site pages 135–139
- site permissions page 12–14
- site templates 49–79
 - for Microsoft SharePoint Server 61
 - Access Services templates 75–79
 - Enterprise templates 69–75
 - Standard templates 61–69
 - Microsoft SharePoint Foundation
 - 50–51
 - collaborative site templates 52–56
 - meeting site templates 57–61
- site themes 87–88
- Site Visitors 29
- Site Web Analytics Reports option 326
- sites 237–238, 348–354
 - blogs 153–159
 - configuring 135–153
 - calendar 139–140
 - discussion boards 141–143
 - embedded video 149–153
 - site pages 135–139
 - surveys 144–149

sites (*continued*)

- configuring with Microsoft Office 365 344–347
- foundation 198
- new 348–354
 - blank sites 353
 - properties of 348
 - publishing sites 353–354
- publishing 113–114
- sample from Hello World exercise 10–14
 - All Site Content page 12
 - Site Actions menu 11
 - site permissions page 12–14
- setting up for Internet 134–135
- site-spanning functions 309–337
 - cross-site configurations 318–325
 - Content Query web part 318–322
 - RSS 322–323
 - Site Aggregator tool 324–325
 - My Site 331–336
 - adding colleagues to 331–332
 - managing content 335
 - newsfeeds 334–335
 - public profile page 335–336
 - setting interests 333–334
 - search feature 310–318
 - for web parts 313–318
 - Search Center 312–313
 - site collection administrator capabilities 325–330
 - custom permissions 329–330
 - information architecture 325–326
 - managing access requests 328
 - Web Analytics reports 326–327
- social behavior–based relevance 310
- Social Meeting Workspaces 59–60
- social tags 310
- sort/filter connection 108–112
- sorting on custom properties 311
- Standard templates, for Microsoft
 - SharePoint Server 61–69
 - Basic Search Center template 67
 - Enterprise Search Center template 68–69

- Enterprise Wiki template 62–63
- My Site Host template 63
- Personalization Site template 64
- Publishing Portal, Site, and Site with Workflow templates 65–66
- Visio Process Repository template 66–67
- status indicators, tracking 223–229
- status lists, KPI in 180–184
- Stop Inheriting Permissions 163, 166–167
- Sub site 27
- submissions, of forms 262–264
- subsite permissions 166–168
- subsites 309, 321–322, 325, 327, 337
- Summary report 326–327
- Survey configuration page 145
- Survey list 47–49
- surveys 144–149, 213–218

T

tables

- client queries for integrating data in different 290–292
 - linked 289–290
 - local 295–299
- Tag Cloud 23
- Tag Profile 23
- Tasks list 45–46
- taxonomy tag integration 311
- Team Collaboration lists 319
- team site templates 52–53
- Template Selection section, for new sites 349
- templates 31–80
 - library 33–41
 - Asset Library template 40–41
 - Document Library template 34–37
 - Picture Library template 38–39
 - list 33–34
 - Announcements list 42
 - Calendar list 44–45
 - Contacts list 43
 - Discussion Board list 46–47
 - Links list 43–44
 - Survey list 47–49
 - Tasks list 45–46

templates (*continued*)
 site 49–79
 for Microsoft SharePoint
 Foundation 50–61
 for Microsoft SharePoint Server
 61–79
 with different Sharepoint editions 32–33
 test environments 338–347
 configuring site with Microsoft Office
 365 344–347
 prerequisites for and installing Micro-
 soft SharePoint 2010 341–344
 requirements for computers 339–341
 themes, site 87–88
 thumbnails 311
 Time column 298
 Title and Description field, for new
 sites 349
 toolbars, browser 273–274
 Type column 286

U

Unique Document ID 24
 Use Unique Permissions option 350

V

video, embedded 149–153, 168–170
 view in browser 311
 Visio Process Repository template 66–67
 Visio Services 25


W

Web analytics 25
 Web Analytics reports 326–327
 Web Application 27
 web forms
 entering data using 299–301
 navigation 304–306
 web parts
 Content Query 318–322
 search feature for 313–318
 web queries 301–302
 web reports, viewing 303–304
 Web Site Address field, for new sites 349
 web, publishing to. *See* publishing
 websites. *See* sites
 Wiki 20
 workflows
 approval, adding actions to 219–223
 default, approval processes with
 210–211
 with InfoPath tool 258–267
 configuring form submissions
 262–264
 customizing page options for form
 behavior 264–267
 data connections 258–262
 workspaces 27
 WSS 2.0 16
 WSS 3.0 16

X

XSLT LVWP, displaying 205–210

RELATED MANNING TITLES




SharePoint 2010 WebParts in Action

by Victor Wilén

ISBN: 978-1-935182-77-1

448 pages, \$44.99

April 2011




SharePoint 2010 Workflows in Action

by Phil Wicklund

ISBN: 978-1-935182-71-9

360 pages, \$44.99

February 2011




jQuery in Action, Second Edition

by Bear Bibeault and Yehuda Katz

ISBN: 978-1-935182-32-0

488 pages, \$44.99

June 2010



Website Owner's Manual

by Paul A. Boag

ISBN: 978-1-933988-45-0

296 pages, \$34.99

November 2009

For ordering information go to www.manning.com